




Uscita Dati KAT6


Istruzioni per l'installazione DN-9008



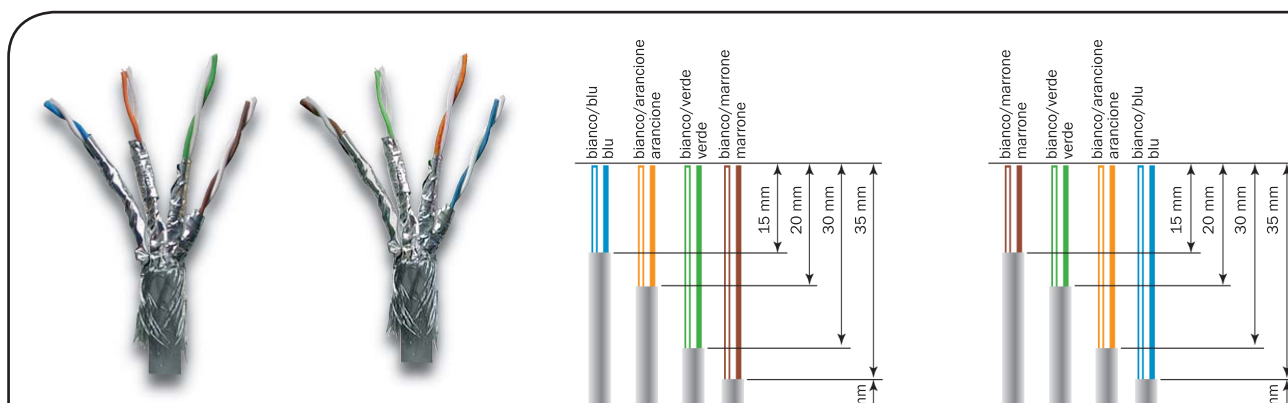
1) Guaina cavo riportata a 45 mm.



2) Spellare la guaina di plastica a 45 mm.



3) Tagliare la schermatura a 10 mm e portarla indietro contro la guaina.




4) Tagliare la pellicola isolante a lunghezza.

Kabeldoorvoer linkerkant

Kabeldoorvoer rechterkant

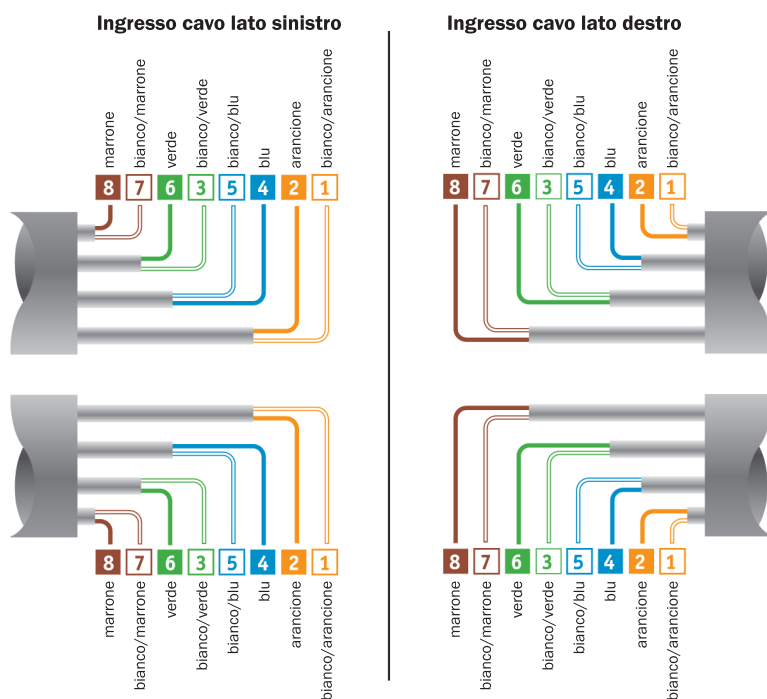
5) Cavo di connessione.



6) Utilizzare lo strumento di aggancio.



7) Connettere i cavi.



Configurazione secondo EIA/TIA 568 B

